



2017 Community Survey Regarding NBISD High School Facilities

RESULTS PRESENTATION

Facilities Planning Committee Meeting

May 30, 2017

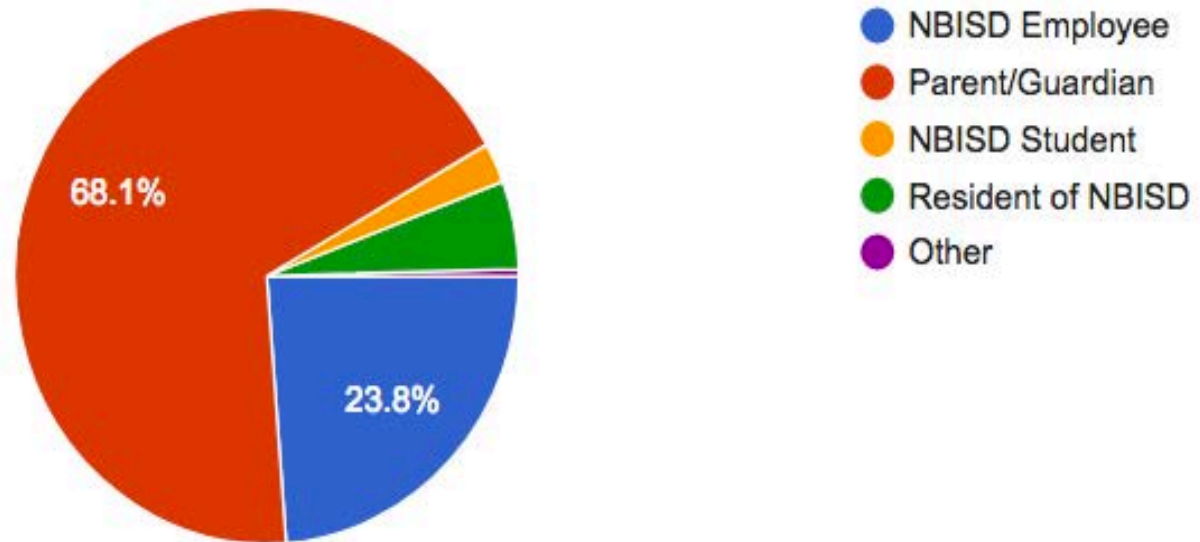
OVERVIEW

- Survey opened May 5-19, 2017
- Invites emailed to all parents and staff
- Notifications sent to local media, posted online, emailed and shared with committee to post on social media
- Resulted in 1,203 responses
- Received 263 comments

Question #1

Select the stakeholder group you most identify with? Select one.

1203 responses



Question #1 – Summary

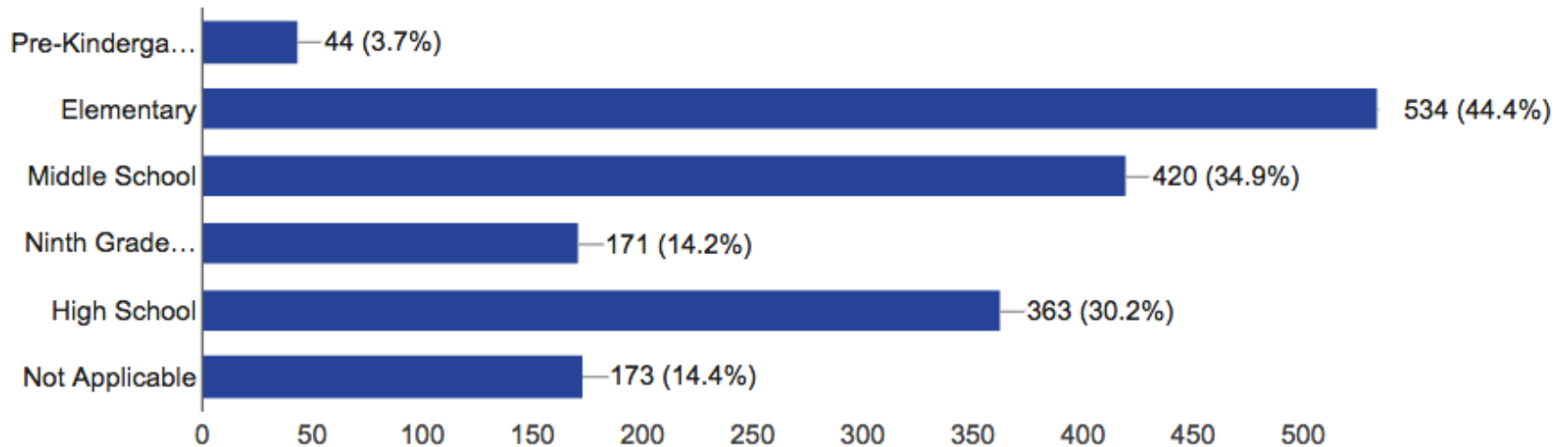
“Select the stakeholder group you most identify with?”

- 8169 (68.1%) are a “Parent/Guardian”
- 286 (23.8%) are “NBISD employees”
- 64 (5.3%) are “Residents of NBISD”
- 29 (2.4%) are “NBISD Students”
- 5 (0.4%) respondents are “Other”

Question #2

What campus level does your student(s) currently attend? Please check all the boxes that apply.

1203 responses



Question #2 – Summary

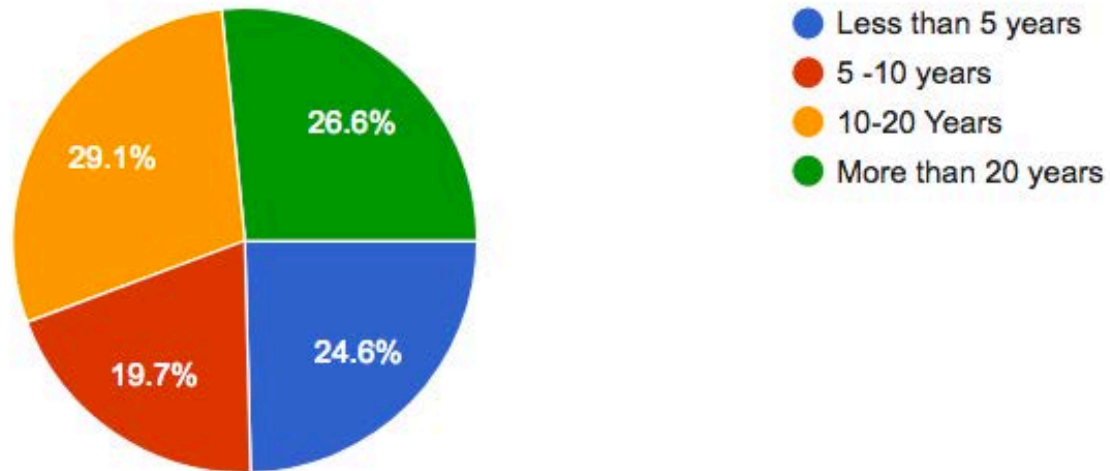
“What campus level does your student(s) currently attend?”

- 534 (44.4%) are “Elementary” parents
- 420 (34.9%) are “Middle School” parents
- 363 (30.2%) are “High School” parents
- 173 (14.4%) responded “Not Applicable”
- 171 (14.2%) are “Ninth Grade Center” parents
- 44 (3.7%) are “Pre-Kindergarten” parents

Question #3

How long have you lived in New Braunfels ISD? Check the appropriate box:

1203 responses



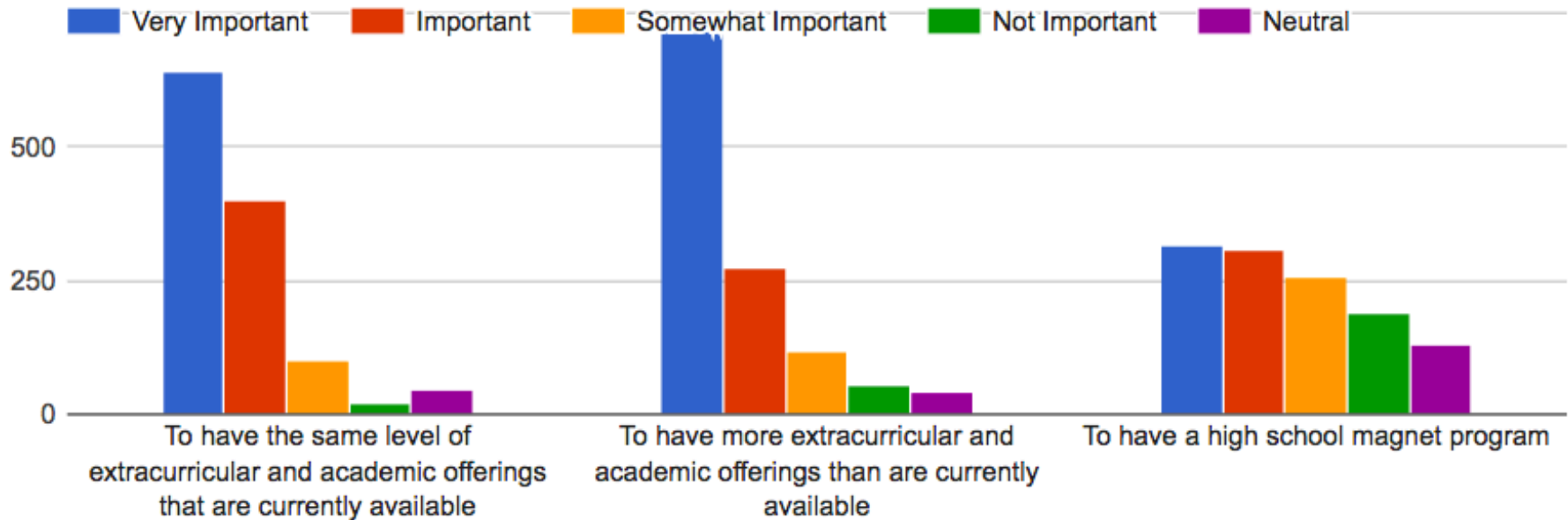
Question #3 – Summary

“How long have you lived in NBISD?”

- 350 (29.1%) “10-20 Years”
- 320 (26.6%) “More than 20 Years”
- 296 (24.6%) “Less than 5 Years”
- 237 (19.7%) “5-10 Years”

Question #4

Please specify how important each of the following statements are to you regarding FUTURE HIGH SCHOOL FACILITIES. Please make one selection per line.



Question #4 – Part A Summary

“To have the same level of extracurricular and academic offerings that are currently available.”

- 641 (53.3%) responded “Very Important”
- 398 (33.1%) responded “Important”
- 99 (8.2%) responded “Somewhat Important”
- 45 (3.7%) responded “Not Important”
- 20 (1.7%) responded “Neutral”

Question #4 – Part B Summary

“To have more extracurricular and academic offerings that are currently available.”

- 715 (59.4%) responded “Very Important”
- 272 (22.6%) responded “Important”
- 119 (9.9%) responded “Somewhat Important”
- 55 (4.6%) responded “Not Important”
- 42 (3.5%) responded “Neutral”

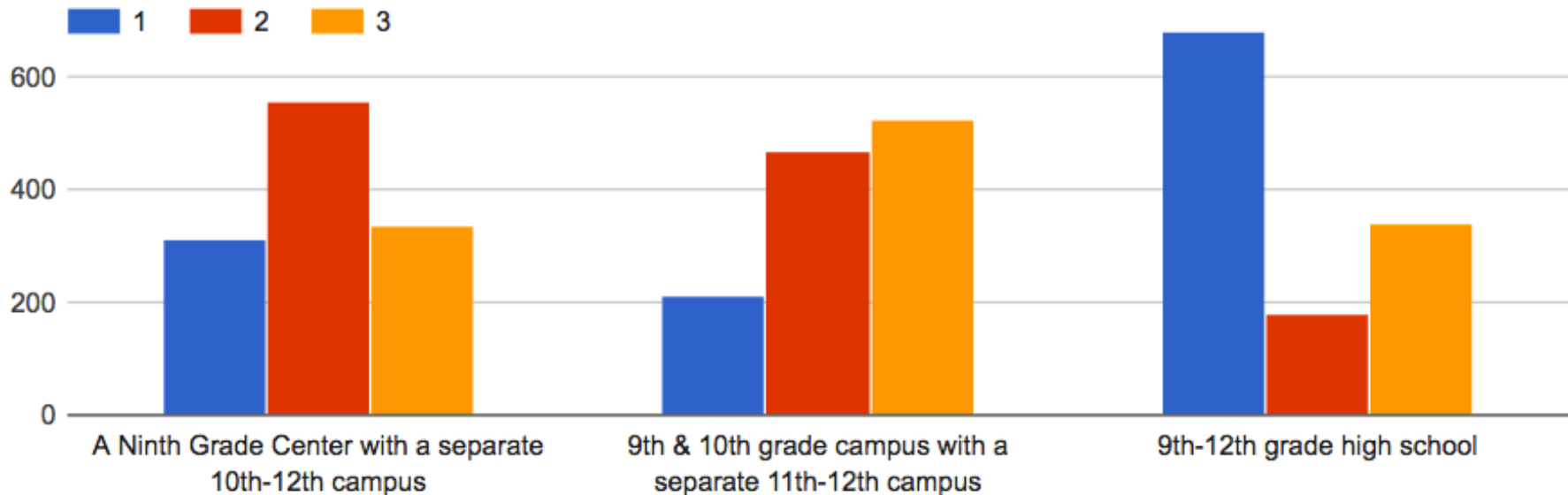
Question #4 – Part C Summary

“To have a high school magnet program.”

- 317 (26.4%) responded “Very Important”
- 307 (25.5%) responded “Important”
- 258 (21.4%) responded “Somewhat Important”
- 190 (15.8%) responded “Not Important”
- 131 (10.9%) responded “Neutral”

Question #5

Please rank your preference for the GRADE-LEVEL CONFIGURATION of a HIGH SCHOOL with 1 being the most favorable and 3 being the least favorable.



Question #5 – Part A Summary

“Please rank your preference for the Grade-Level Configuration of a High School.”

A Ninth Grade Center with a separate 10th-12th campus:

- 555 (46.1%) responded as their “2nd” choice
- 337 (28%) responded as their “3rd” choice
- 311 (25.9%) responded as their “1st” choice

Question #5 – Part B Summary

“Please rank your preference for the Grade-Level Configuration of a High School.”

9th & 10th grade campus with a separate 11th-12th campus:

- 524 (43.6%) responded as their “3rd” choice
- 467 (38.8%) responded as their “2nd” choice
- 212 (17.6%) responded as their “1st” choice

Question #5 – Part C Summary

“Please rank your preference for the Grade-Level Configuration of a High School.”

9th-12th grade high school:

- 680 (56.5%) responded as their “1st” choice
- 342 (28.4%) responded as their “3rd” choice
- 181 (15.1%) responded as their “2nd” choice

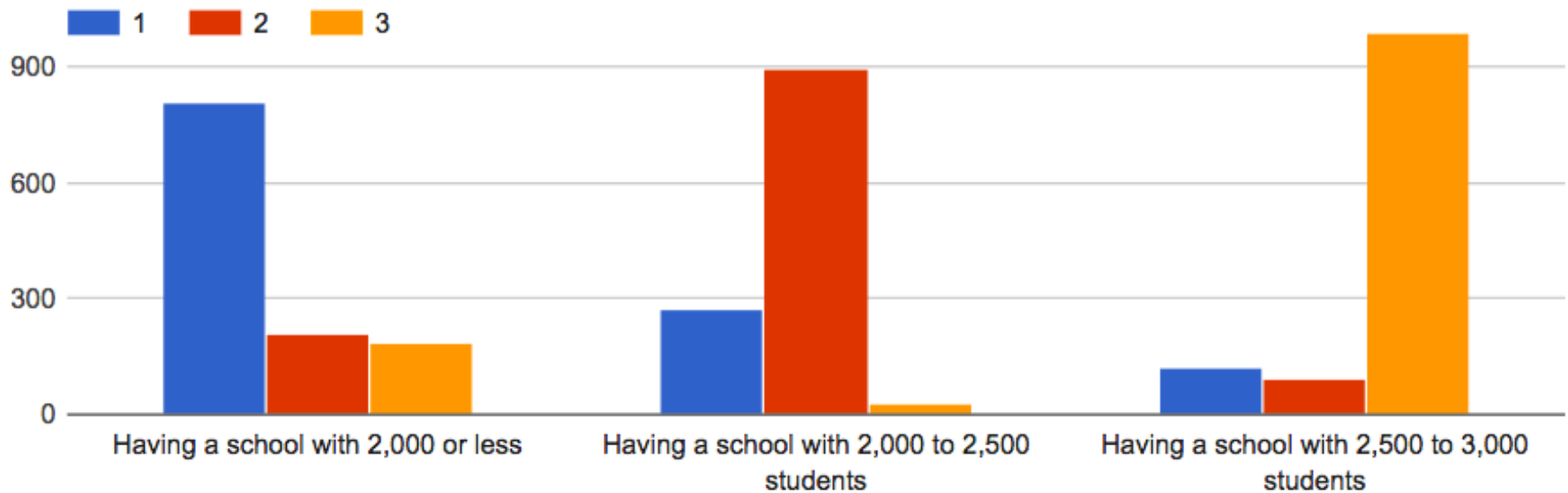
Question #5 – Summary

“Please rank your preference for the Grade-Level Configuration of a High School.”

Ranked 1st	Ranked 2nd	Ranked 3rd
9 th -12 th grade high school	A Ninth Grade Center with a separate 10 th -12 th campus	9 th & 10 th grade campus with a separate 11 th -12 th campus

Question #6

Please rank your preference for the ENROLLMENT SIZE of a HIGH SCHOOL with 1 being the most favorable and 3 being the least favorable.



Question #6 – Part A Summary

“Please rank your preference for the Enrollment Size of a High School.”

Having a school with 2,000 or less:

- 806 (67%) responded as their “1st” choice
- 211 (17.5) responded as their “2nd” choice
- 186 (15.5) responded as their “3rd” choice

Question #6 – Part B Summary

“Please rank your preference for the Enrollment Size of a High School.”

Having a school with 2,000 to 2,500 students:

- 898 (74.6%) responded as their “2nd” choice
- 276 (23%) responded as their “1st” choice
- 29 (2.4%) responded as their “3rd” choice

Question #6 – Part C Summary

“Please rank your preference for the Enrollment Size of a High School.”

Having a school with 2,500 to 3,000 students:

- 988 (82.1%) responded as their “3rd” choice
- 121 (10.1%) responded as their “1st” choice
- 94 (7.8%) responded as their “2nd” choice

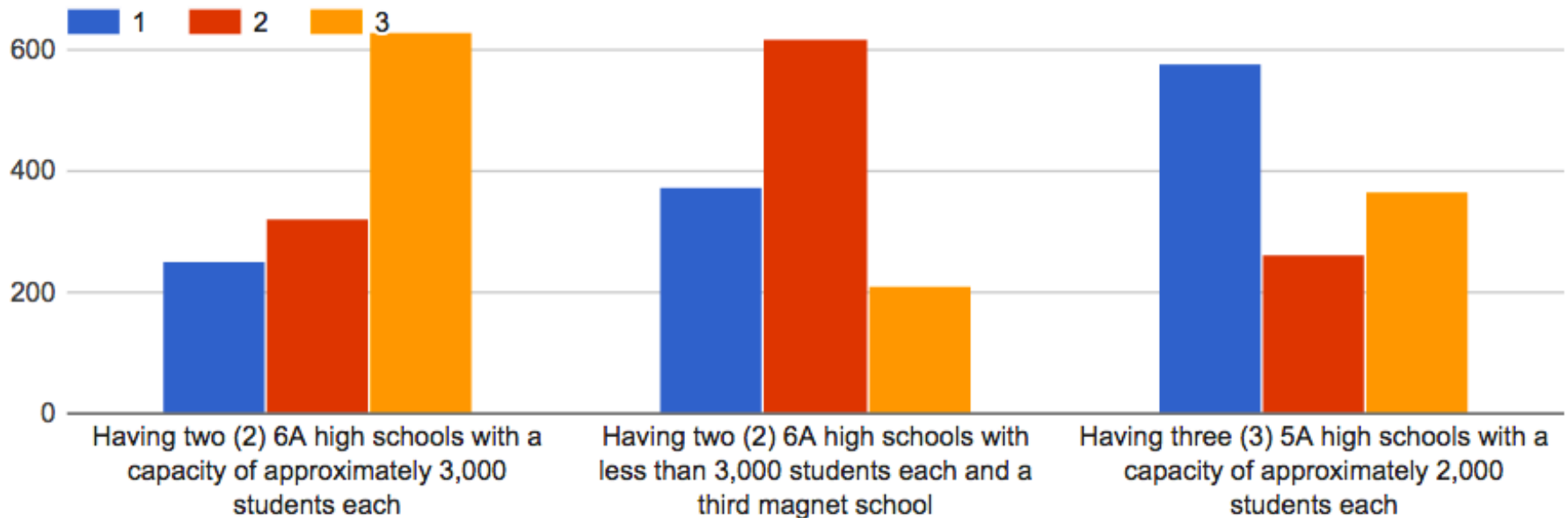
Question #6 – Summary

“Please rank your preference for the Enrollment Size of a High School.”

Ranked 1st	Ranked 2nd	Ranked 3rd
Having a school with 2,000 or less	Having a school with 2,000 to 2,500 students	Having a school with 2,500 to 3,000 students

Question #7

Please rank your preference for the NUMBER OF HIGH SCHOOLS with 1 being the most favorable and 3 being the least favorable. NOTE: NBISD is projected to have 6,000+ HIGH SCHOOL students at full build-out.



Question #7 – Part A Summary

“Please rank your preference for the Number of High Schools.”

Having two (2) 6A high schools with a capacity of approximately 3,000 students each:

- 628 (52.2%) responded as their “3rd” choice
- 323 (26.8%) responded as their “2nd” choice
- 252 (21%) responded as their “1st” choice

Question #7 – Part B Summary

“Please rank your preference for the Number of High Schools.”

Having two (2) 6A high schools with less than 3,000 students each and a third magnet school:

- 617 (51.3%) responded as their “2nd” choice
- 375 (31.2%) responded as their “1st” choice
- 211 (17.5%) responded as their “3rd” choice

Question #7 – Part C Summary

“Please rank your preference for the Number of High Schools.”

Having three (3) 5A high schools with a capacity of approximately 2,000 students each:

- 576 (47.9%) responded as their “1st choice
- 364 (30.2%) responded as their “3rd” choice
- 263 (21.9%) responded as their “2nd” choice

Question #7 – Summary

“Please rank your preference for the Number of High Schools.”

Ranked 1st	Ranked 2nd	Ranked 3rd
Having three (3) 5A high schools with a capacity of approximately 2,000 students	Having two (2) 6A high schools with less than 3,000 students each and a 3 rd magnet school	Having two (2) 6A high schools with a capacity of approximately 3,000 students