
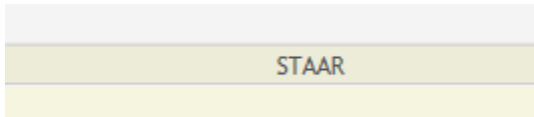


Parent txConnect viewing Assessment scores

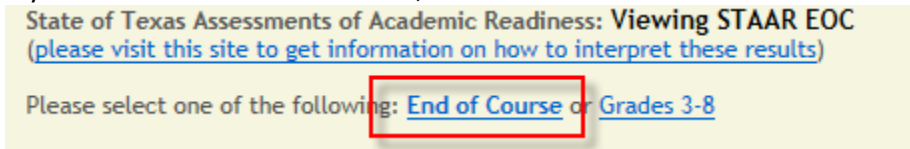
- Login to txConnect
- Click on **Assessment** menu at the top



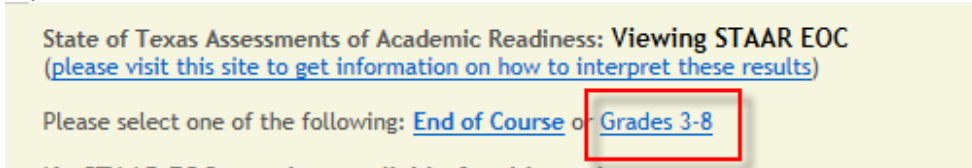
- Click on **STAAR** tab



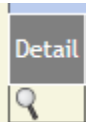
- If your student took **End of Course**, click on End of Course link
State of Texas Assessments of Academic Readiness: **Viewing STAAR EOC**
([please visit this site to get information on how to interpret these results](#))
Please select one of the following: **End of Course** or [Grades 3-8](#)



- If your student took STAAR **Grades 3-8**, click on the Grades 3-8 link



- Click on the magnifying glass under **Detail** by the appropriate year



- Under Stud Acd Perf (Student Academic Performance),
Level II = Y signifies they passed (Approaches or Meets Grade Level)



Level III = Y signifies they Mastered Above Grade Level