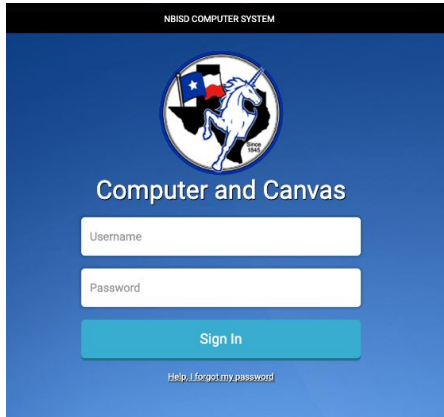


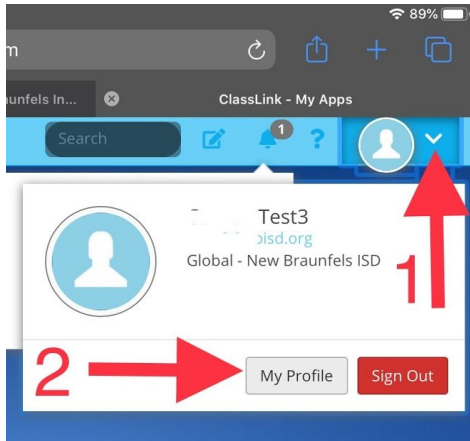
# Computer Login Reset

*\*PLEASE NOTE changing your Computer Login Password will also affect your CANVAS password*

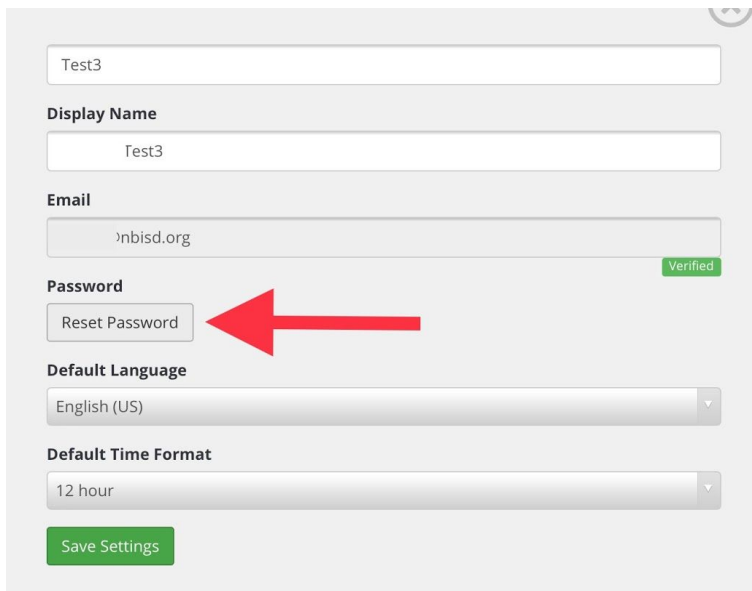
1. Go to [launchpad.classlink.com/nbisd](https://launchpad.classlink.com/nbisd) and login using your existing computer login.



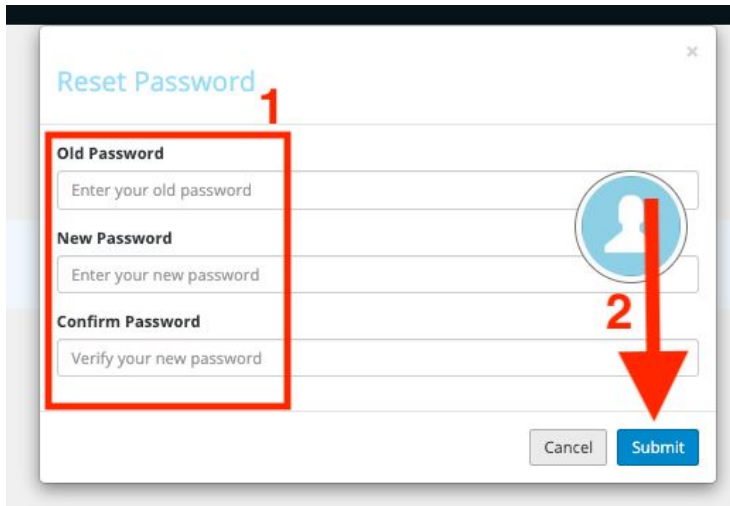
2. Select the arrow at the top right, beside your profile icon, then select **My Profile**



3. Scroll down and select **Reset Password**



4. Type in your old password and then type in your new password, **Select Submit**.



The image shows a 'Reset Password' form with three input fields: 'Old Password', 'New Password', and 'Confirm Password'. A red box labeled '1' highlights these three fields. To the right of the fields is a blue circular icon with a white person silhouette. A red arrow labeled '2' points from this icon down to the 'Submit' button. At the bottom of the form are 'Cancel' and 'Submit' buttons.

5. Log out of your computer AND Canvas account then log back in using your new password.

### **Logging into Canvas**

1. Open the Canvas app Select 'Find my School'
2. Type in **nbisd** and then select Go
3. Type in your Username and your new Password