



# NBISD Weekly Parent Update

## July 29, 2020

Presented by: Randy Moczygemba,  
Superintendent of Schools

# Updates from Last ZOOM

- Changes Since Last ZOOM
  - On Friday, July 17, the Texas Commissioner of Education informed School Districts that we **ARE SUBJECT** to “Stay Home” orders, if they are issued by the State or County.
  - On Tuesday, July 28, the Texas Attorney General ruled that local health authorities **CANNOT** issue blanket orders closing schools related to the spread of COVID-19.
  - The State can issue an order closing schools as they did in March.
  - However, the Governor has said he does not plan to issue another State order.

# NBISD Start of School

- School start dates are a local Board Decision
  - NBISD will follow the original Calendar approved by the board for 2020-21
  - NBISD start date will be August 24.
  - The NBISD Board of Trustees reached a consensus at the NBISD Board meeting last night, July 28, that NBISD will provide **ON-CAMPUS** or **REMOTE INSTRUCTION** to all students beginning August 24 based on parent choice.

# REMOTE INSTRUCTION

- Parents who want **REMOTE INSTRUCTION** for their children, **MUST** complete a **REMOTE INSTRUCTION** form for each child by **11:59pm** on **Sunday, August 9**.
  - The link to this form is <https://forms.gle/eYxCwBvEiRtJvm417>
  - Please complete this form as soon as possible so that we have time to plan for **REMOTE INSTRUCTION** based on the number of students who request it
  - Students in **REMOTE INSTRUCTION** will be locked into that method for the entire 9 week grading period. They can go to **ON-CAMPUS** at the beginning of any 9 week grading period.
- Parents of students who choose **ON-CAMPUS** instruction do not need to fill out this form.

# NBISD Registration

- **ALL** parents of returning students will need to go on-line and complete an the **ON-LINE ENROLLMENT VERIFICATION** form for each child that attended NBISD last year.
  - Online Enrollment Verification will be live beginning Monday, August 3
  - The link for OEV is <https://txconnpa.esc13.net/PANB/login.aspx>
- **ALL** parents of new students including Pre-K and K must contact the campus office where their child is attending and make an appointment to go on campus to enroll their child.
  - Appointments are required to promote social distancing
  - No walk-ins will be allowed

# NBISD Road Map to Reopening Plan

- We are also working diligently on our **ROADMAP TO REOPENING** plan which will be posted on our **ROADMAP TO REOPENING** website.
  - We will have a draft of the plan on-line by Friday, July 31
  - This plan is **REQUIRED** by TEA to be up in it's entirety by August 16
  - This plan, along with our FAQ page on our **ROADMAP TO REOPENING** website should provide answers to most questions moving forward
  - Questions may be submitted three ways:
    - The CHAT tab on the bottom of this ZOOM;
    - Email [info@nbisd.org](mailto:info@nbisd.org);
    - Or fill out the form at <https://forms.gle/6BnHkZ5PHw3A1pns7>
    - Any questions are confidential.
    - No personal information will be included on our FAQ document

# Comal County COVID-19 Data as of Wednesday, July 29, 2020

- **Comal County Total COVID-19 Cases from Beginning to Today**
  - 12,841 tests conducted
  - 1,635 confirmed cases
  - 466 probable cases
- **Location of confirmed cases – by area of county – 2,057 (confirmed & Probable)**
  - 1,579 from the New Braunfels area, including eastern and central Comal County
  - 315 from western Comal County, including Bulverde and Spring Branch
  - 108 from south of Canyon Lake
  - 49 from north of Canyon Lake, including Fischer
  - 42 from southern Comal County, including Garden Ridge and Schertz
  - 8 from Fair Oaks Ranch

# Comal County COVID-19 Data as of Wednesday, July 29, 2020

## Comal County – July Data

- 1,092 new cases reported in July
- 69% of the cases have been added in July

## Comal County – Other Statistics

- 44 additional recoveries for a total of 928
- 52 total deaths
- 1,121 active confirmed and probable cases
- 62 currently hospitalized for a decrease of 8
  - Hospitalizations decreased yesterday by 8 also, for a total of 16 - this is a good sign

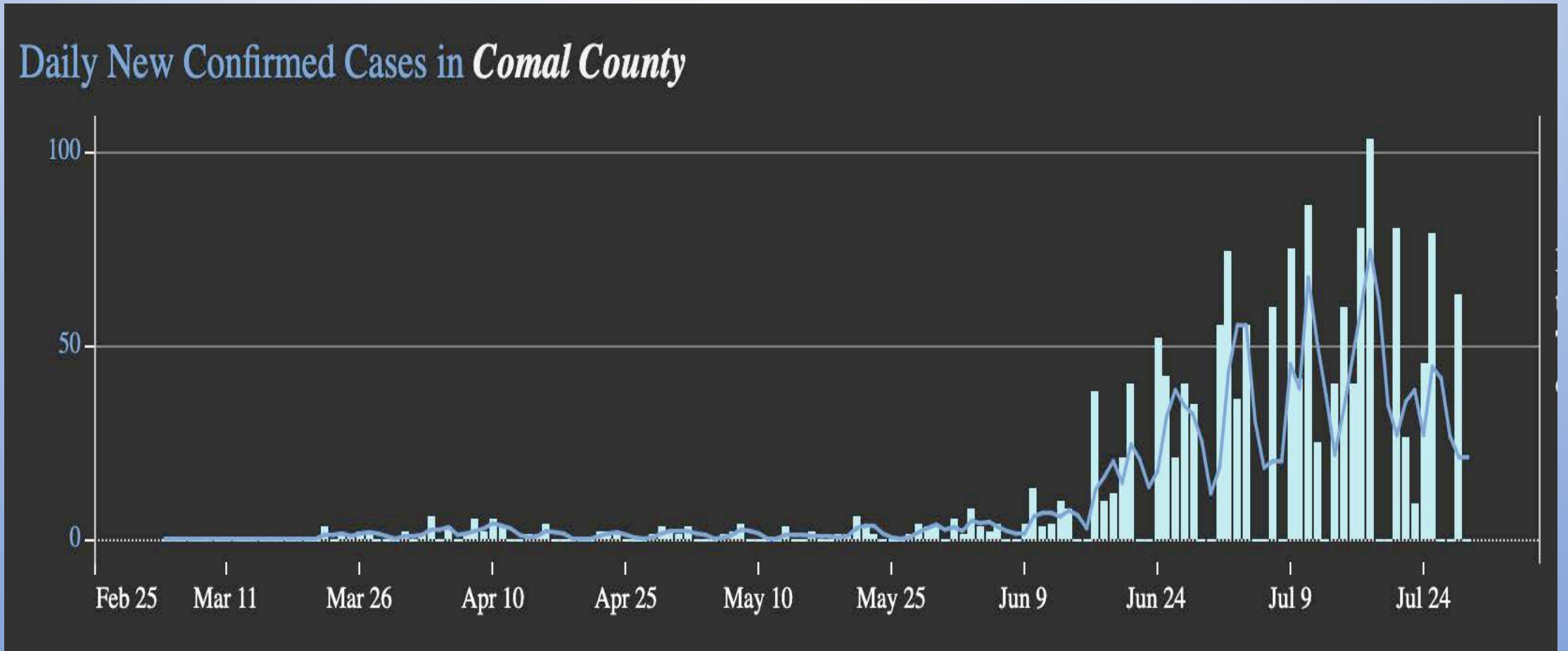


# Comal County COVID-19 Data

## Positivity Rate as of Wednesday, July 29, 2020

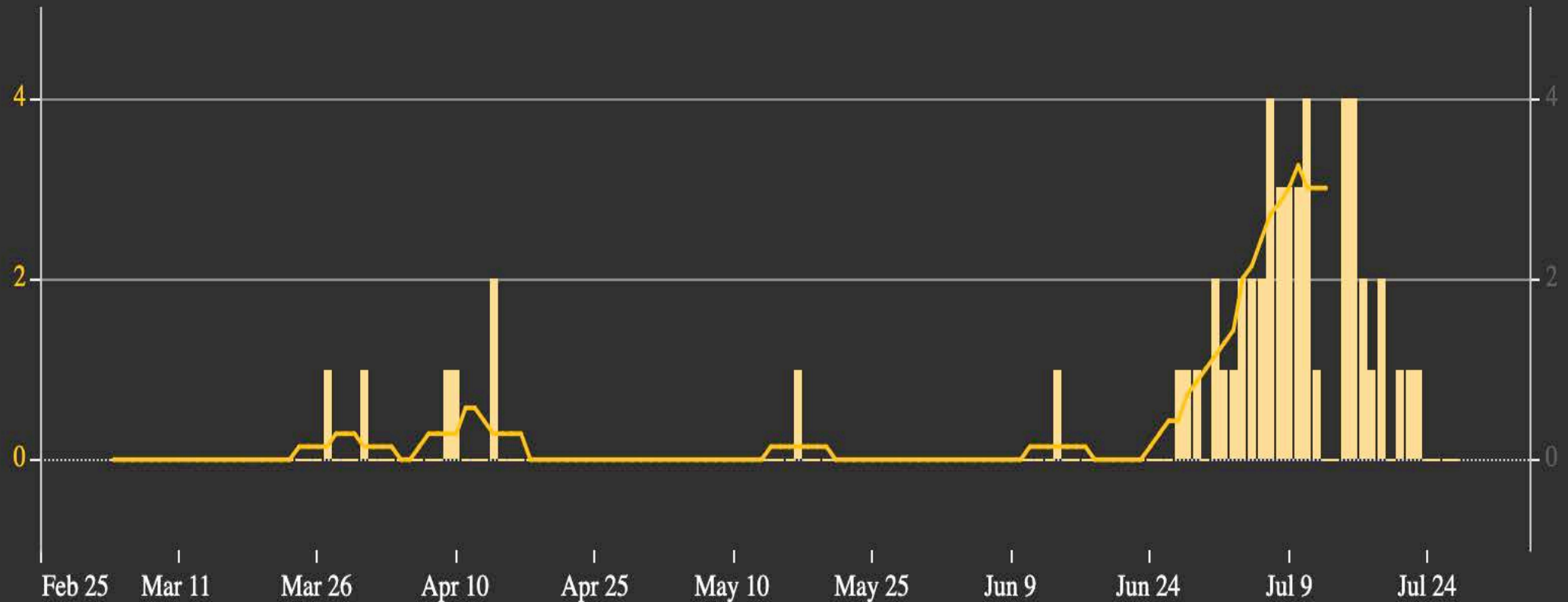
- **Positivity Rate**
- Definition: The positivity rate is the daily percentage of people testing positive for COVID-19 in relation to the total number of people tested that day.
- **Comal County Positivity Rate as of Wednesday, July 29, 2020 = 16.36%**
  - However, the data for Comal County has been skewed by the fact that not all private providers of testing have been reporting negative cases
  - Comal County current positivity rate of 16.36% is a decline of 3% points from Saturday because negative test results being reported by local providers have led to an additional 1,941 tests being reported

# Texas DSHS COVID-19

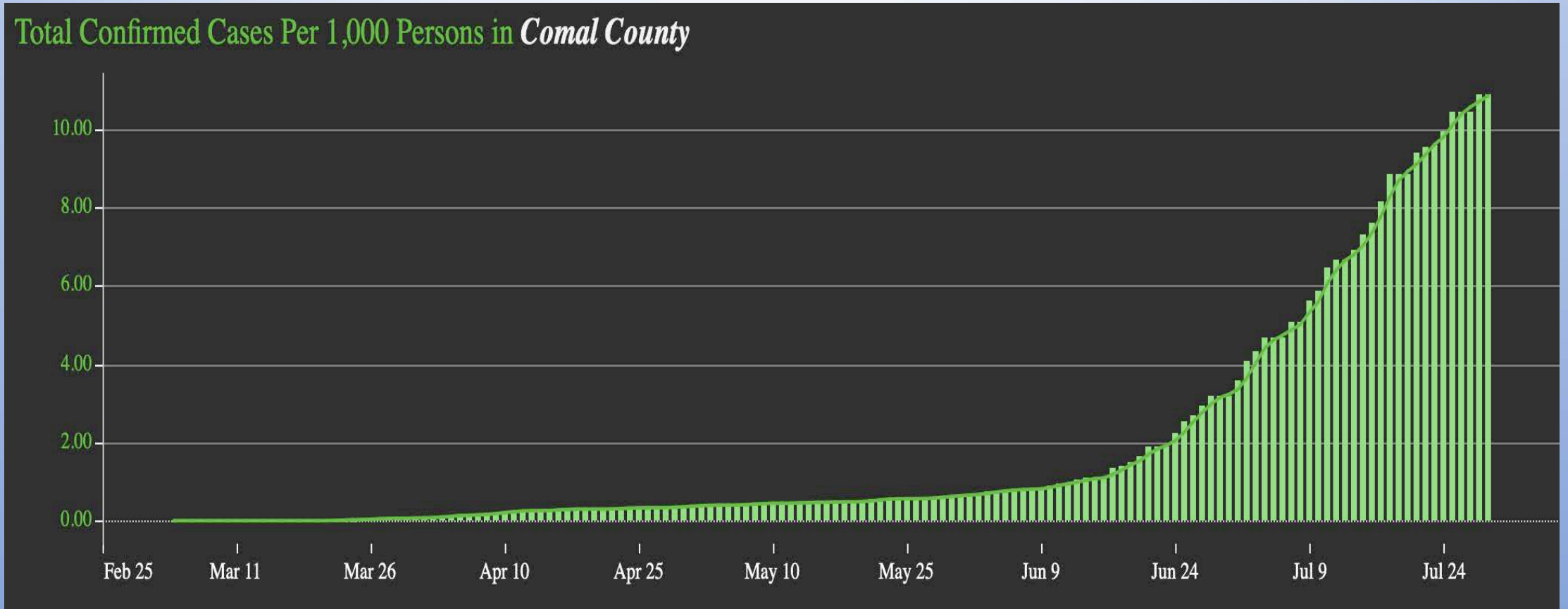


# Texas DSHS COVID-19

Fatalities by Date of Death in *Comal County*

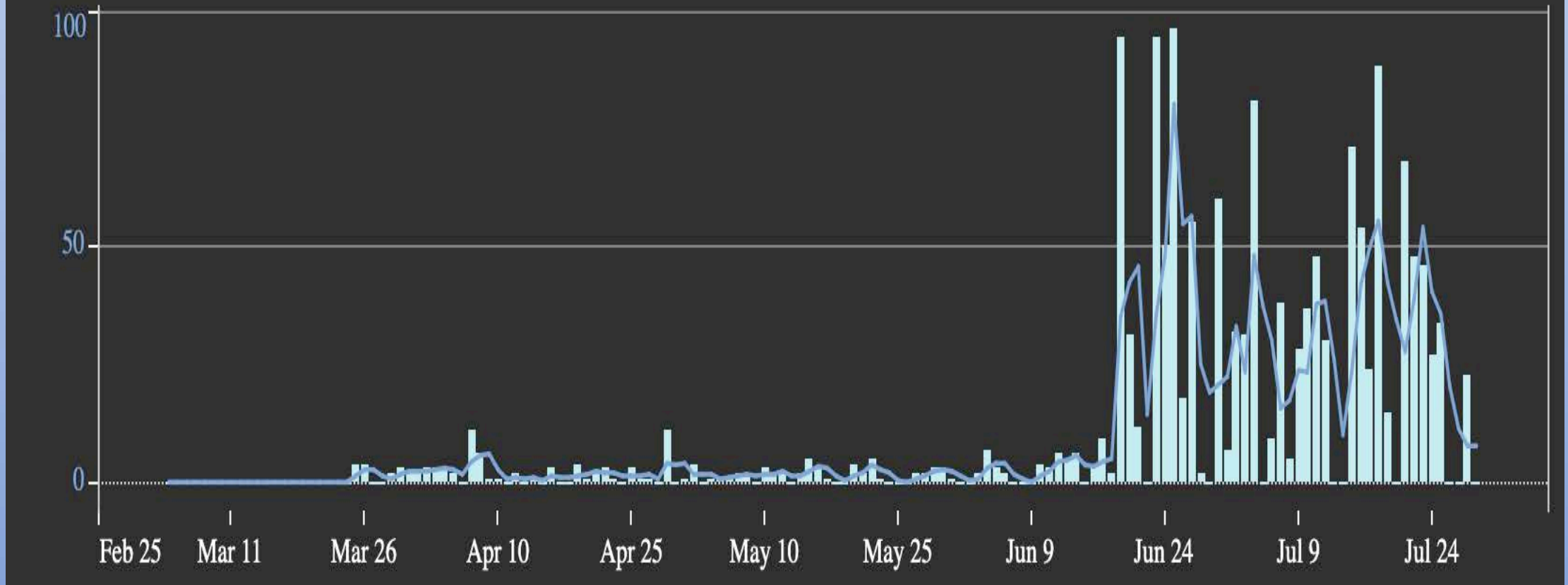


# Texas DSHS COVID-19

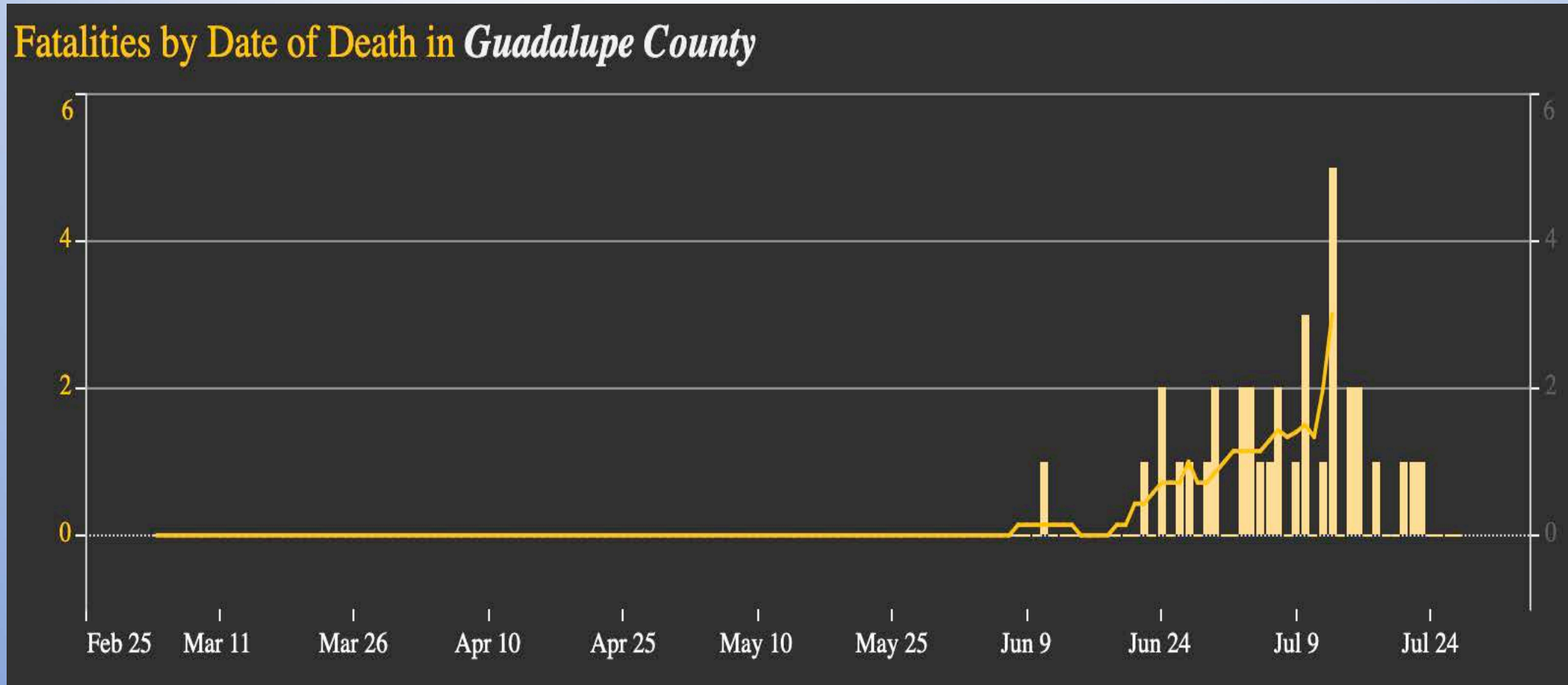


# Texas DSHS COVID-19

Daily New Confirmed Cases in *Guadalupe County*



# Texas DSHS COVID-19



# Texas DSHS COVID-19

